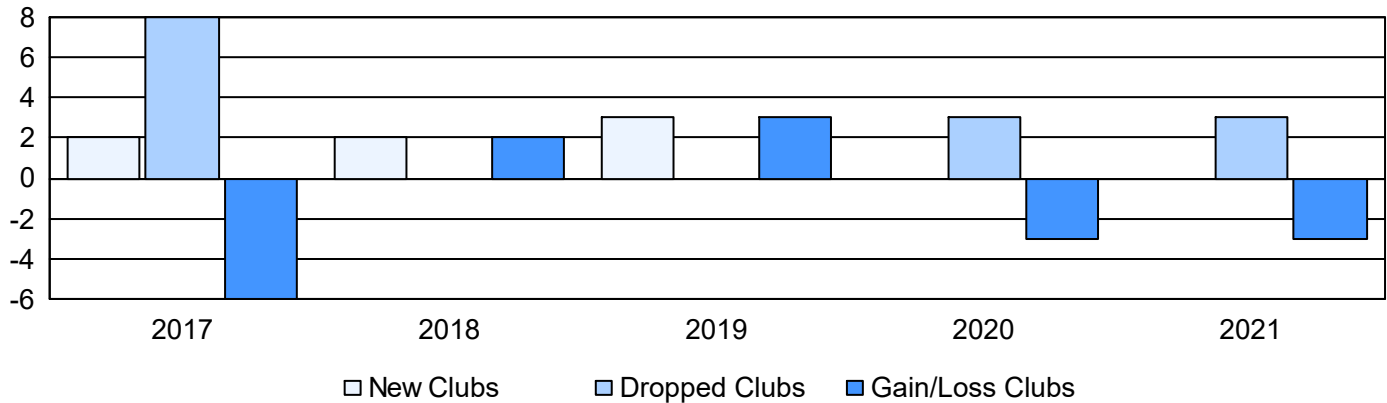
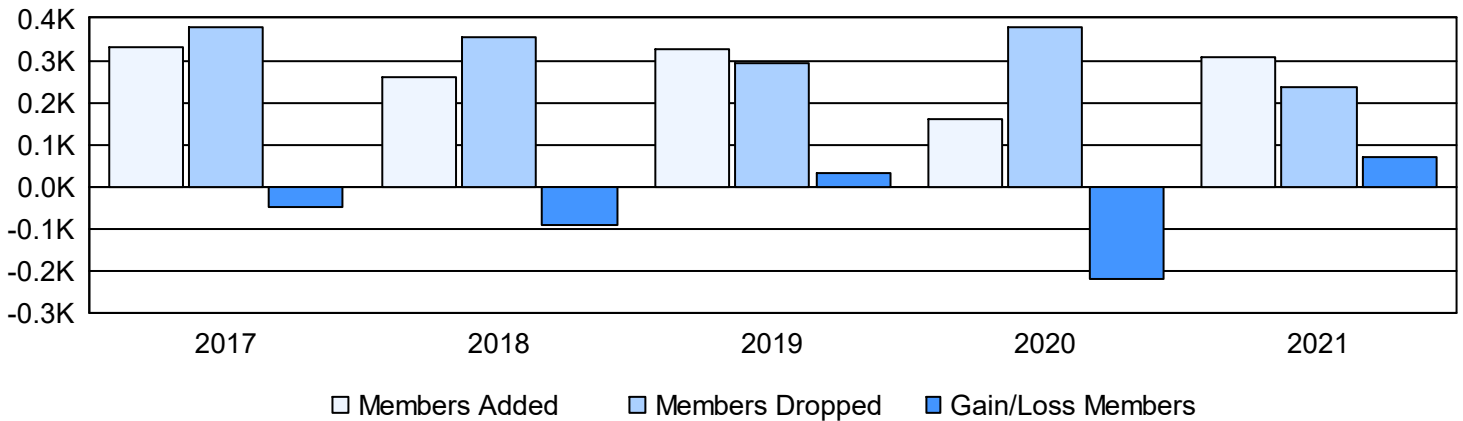


Year	New Clubs	Dropped Clubs	Gain/ Loss Clubs	New Members	Charter Members	Reinstate Members	Transfer Members	Total Member Added	Total Members Dropped	Gain/ Loss Members
2016-2017	2	8	-6	179	91	17	46	333	380	-47
2017-2018	2	0	2	178	46	21	16	261	353	-92
2018-2019	3	0	3	167	112	34	13	326	294	32
2019-2020	0	3	-3	122	9	17	10	158	380	-222
2020-2021	0	3	-3	268	5	21	15	309	238	71
Average	1	3	-1	183	53	22	20	277	329	-52

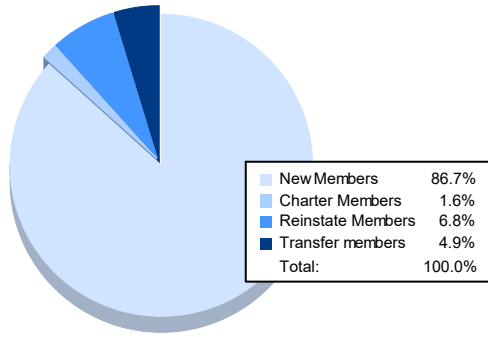
Clubs



Members



Membership Composition June 2021 Cumulative



Gender Composition June 2021 Cumulative

